



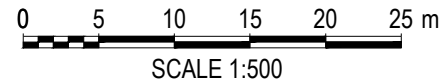




**KEY:**

- |  |       |   |                      |
|--|-------|---|----------------------|
|  | FENCE |  | APPLICATION BOUNDARY |
|  | WALL  |  | SECTIONAL WALL       |



**AJM MATERIAL SALVAGE**

**BOTLEY ROAD**

PROPOSED LAYOUT  
AS AT JANUARY 2023

Drawing Number LAY-01	Drawn DJE	Date JAN 23	Approved SA	Date FEB 23	Issue W3	Sheet 1 OF 1	Scale @ A4 1:500
--------------------------	--------------	----------------	----------------	----------------	-------------	-----------------	---------------------

	<b>INERT SURVEYING &amp; DESIGN LIMITED</b>	HIGHBRIDGE ESTATES HIGHBRIDGE ROAD BRAMBRIDGE EASTLEIGH SO50 6HS	
	+44 (0)1962 717627    +44 (0)7801 353650    david.evans@inertrecycling.co.uk		